

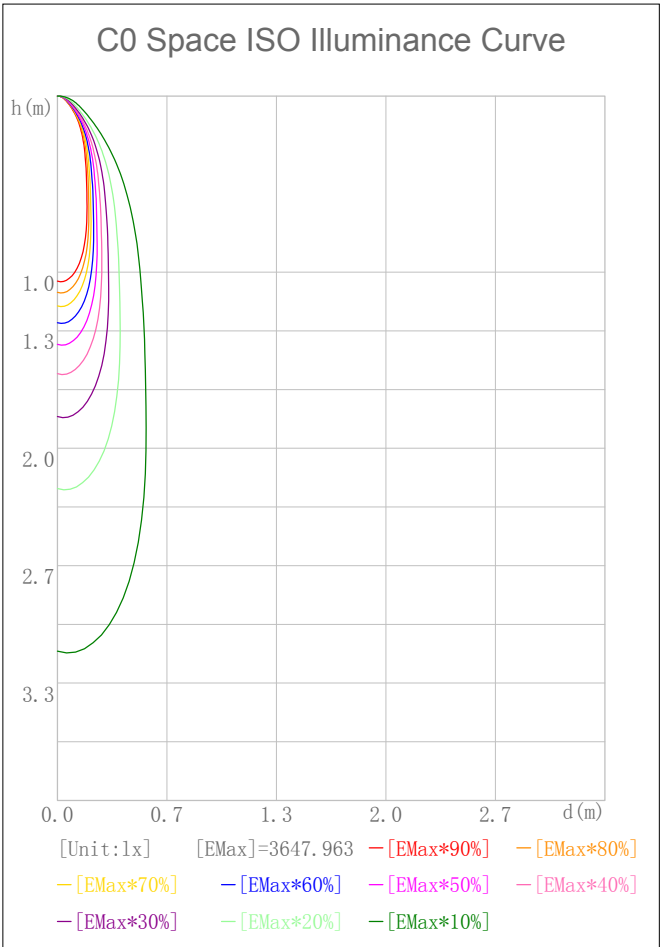
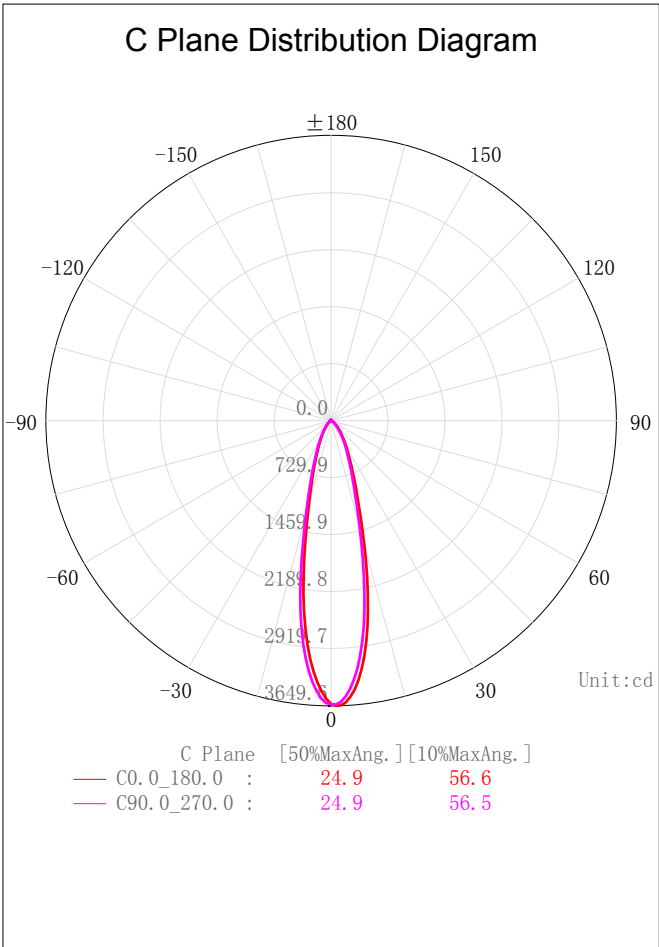
Indoor Luminaire Photometric Data

Description Information

Luminary Name: MD10-13-XX-03 3000K RA90 24D	Lum. Catalog:	Test ID: 01
Lamp Name:	Lamp Catalog: LED	Test Date: 2019/12/23
Manufacture: Shenzhen Norming Lighting Co., Ltd	Shld.Ang(°):	Test Machine:GON-2000
Test Lab: QUality peatment	Frequency (Hz):	Lamp CCT(K): Ra:
Lum. Size (W*L*H):0.050m*0.050m*0.650m	Lum. Area (m2):0.035	Lum. W(kg): 0.000
Test System: C, γ	Test Step: C=90.0 γ=1.0	Temp. (°C): 25
		Humidity(%):

Character Parameter

Lamp Speciality Parameter	Luminaire Speciality Parameter	
Rated Flux(lm): 1189.280	Luminary Flux(lm): 1189.281	Field Angle(10%Imax): 56.6(°)
Rated Power(W):	Luminary Efficiency: 100.00%	Down Lumens&Percent: 1159.885lm 97.53%
Rated Voltage(V):	Luminary EER(lm/W): 95.142	Up Lumens&Percent: 29.396lm 2.47%
Tested Power(W): 12.500	Max. Candela(cd): 3649.630	S/MH: C0_a180=0.423 C90_270=0.422
Lamps' Inside: 1	Max Cand@Ang. (°): C=0.0 γ=1.0	CIE Type: Semi-Direct
Tested Electrics (V, A, pf):240.3, 0.054	Beam Angle(50%Imax): 24.9(°)	ErP Φ use(90°): 1042.093lm
Lamp Size (W*L*H):0.050m*0.050m*0.650m	Left=-10.9°, Right=14.1°	IRF(%): 638.570



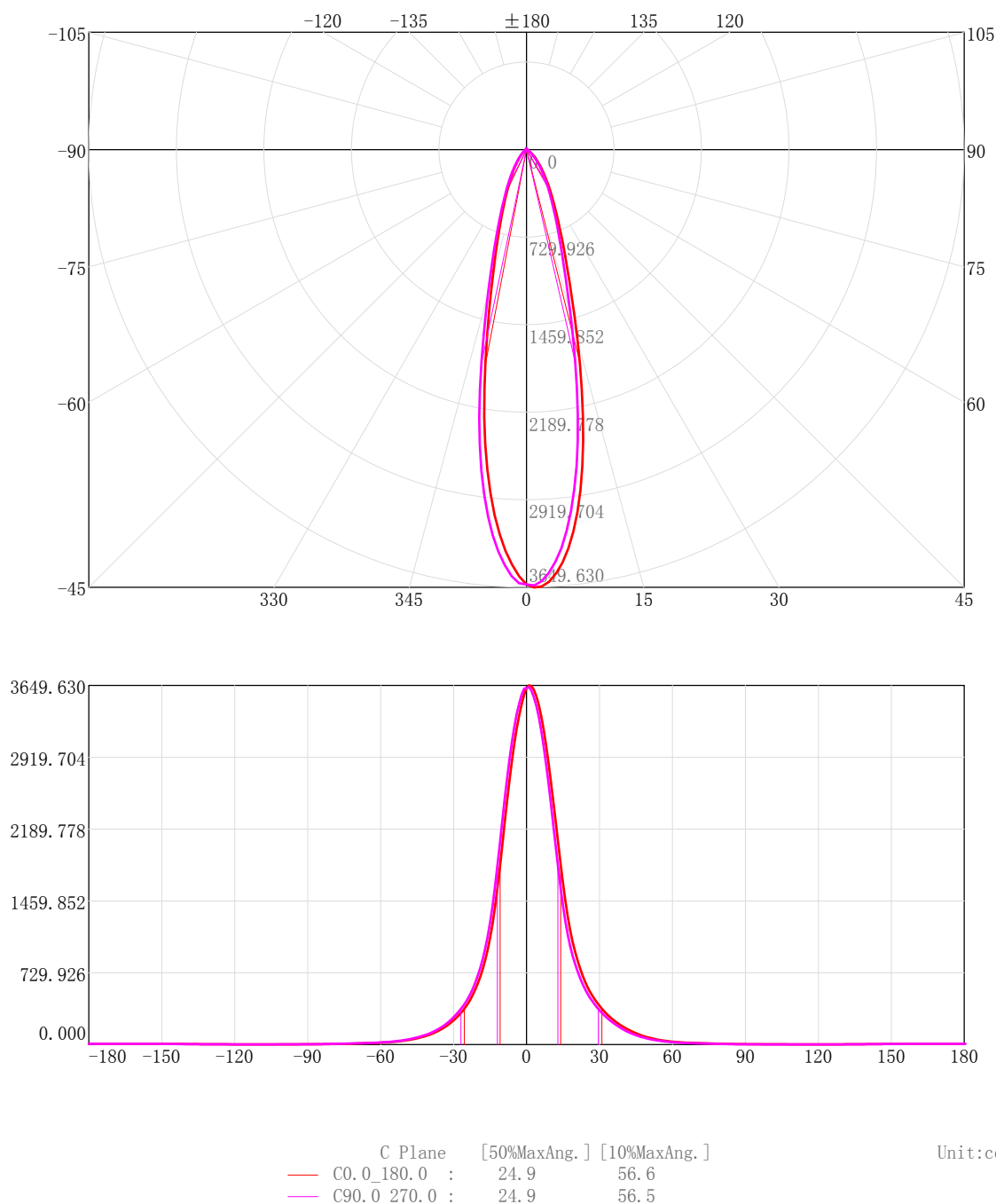
IES Indoor Report

Photometric Filename:MD10-13-XX-03 3000K RA90 24D.IES

2D Plane Light Intensity Distribution Curve

Lum. Name: MD10-13-XX-03 3000K RA90 24D	Lum. Catalog:	Test ID: 01
Lamp Name:	Lamp Catalog: LED	Test Lab: Quality peatment
Manufacture: Shenzhen Norming Lighting Co., Ltd	Test Machine:GON-2000	Test Date: 2019/12/23

C Plane Distribution Diagram



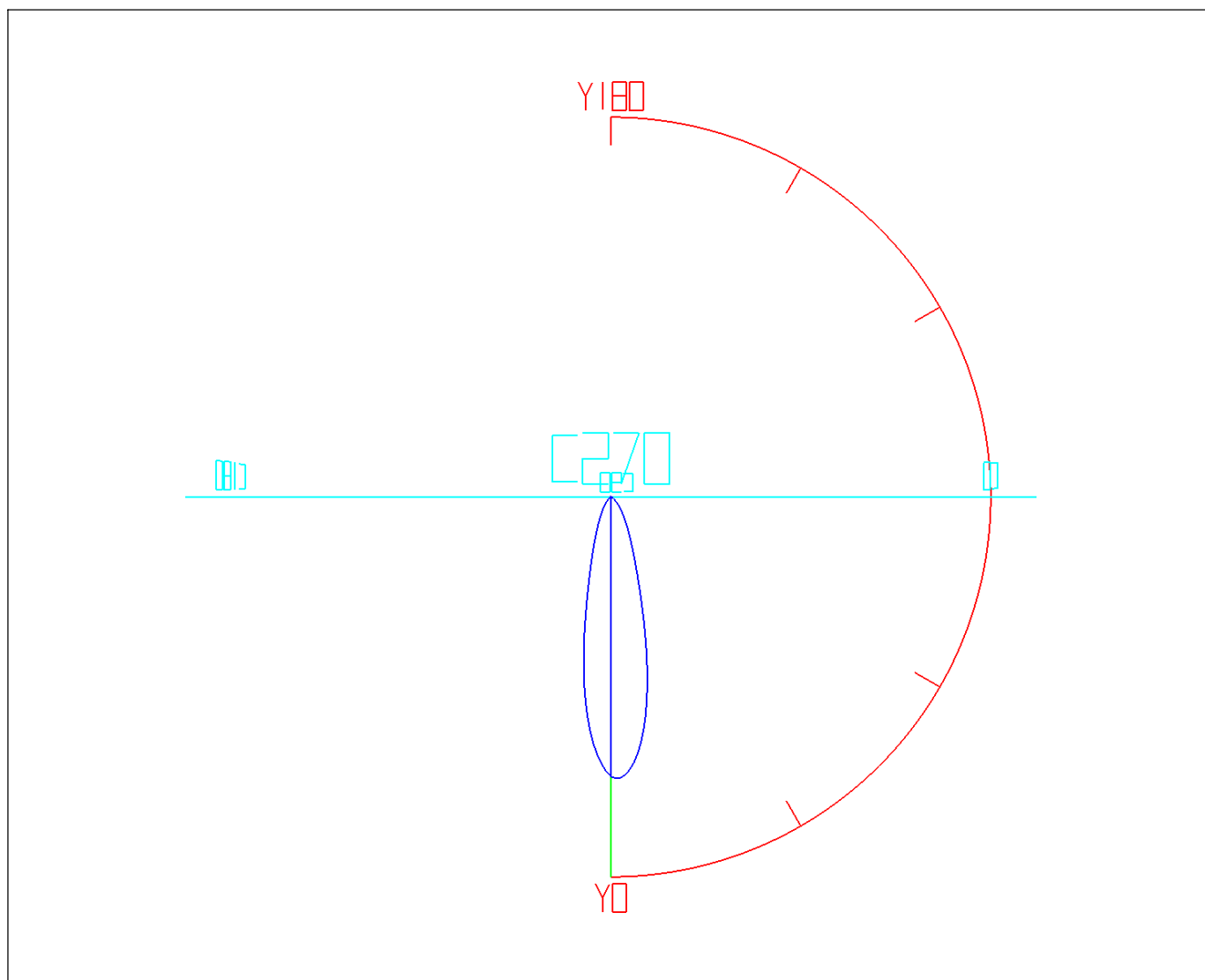
IES Indoor Report

Photometric Filename:MD10-13-XX-03 3000K RA90 24D.IES

3D Light Intensity Distribution Modal

Lum. Name: MD10-13-XX-03 3000K RA90 24D	Lum. Catalog:	Test ID: 01
Lamp Name:	Lamp Catalog: LED	Test Lab: Quality peatment
Manufacture: Shenzhen Norming Lighting Co., Ltd	Test Machine:GON-2000	Test Date: 2019/12/23

3D Light Intensity Distribution Modal



Curves: 3D Model — Fixture — Vert. HUD — Hori. HUD —
View Angles: Orient:0 Tilt:0 Roll:0 Spin:0

Zonal Flux Tabulation

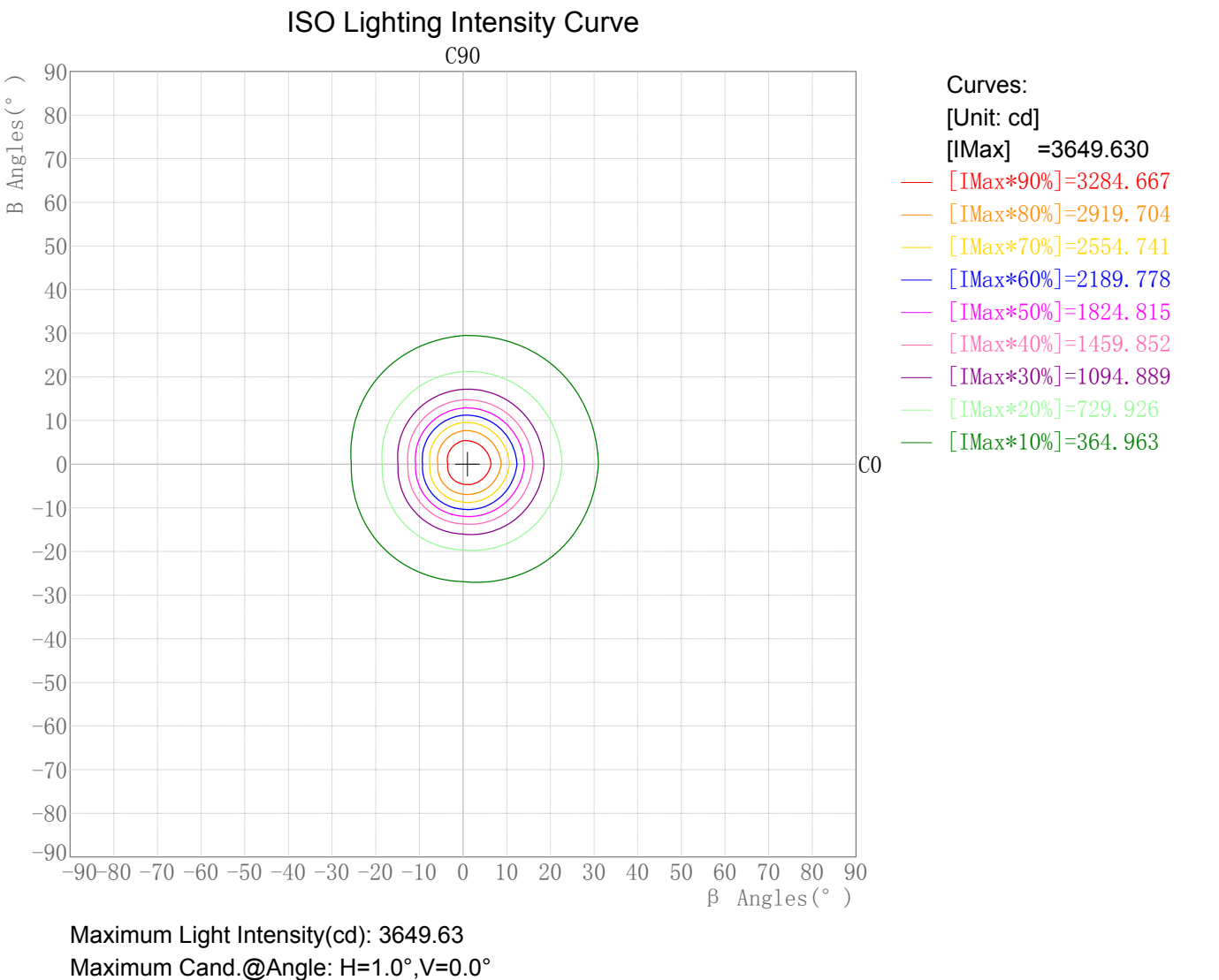
Zone(γ)	Zone Flux (lm)	Sums Flux (lm)	Zone%Lamp	Sums%Lamp	Zone(γ)	Zone Flux (lm)	Sums Flux (lm)	Zone%Lamp	Sums%Lamp
0.0-1.0	3.46	3.46	0.29	0.29	47.0-48.0	5.66	1079.94	0.48	90.81
1.0-2.0	10.30	13.77	0.87	1.16	48.0-49.0	5.26	1085.20	0.44	91.25
2.0-3.0	16.87	30.64	1.42	2.58	49.0-50.0	4.88	1090.08	0.41	91.66
3.0-4.0	23.03	53.67	1.94	4.51	50.0-51.0	4.53	1094.61	0.38	92.04
4.0-5.0	28.64	82.31	2.41	6.92	51.0-52.0	4.20	1098.81	0.35	92.39
5.0-6.0	33.59	115.90	2.82	9.75	52.0-53.0	3.91	1102.72	0.33	92.72
6.0-7.0	37.73	153.63	3.17	12.92	53.0-54.0	3.63	1106.35	0.31	93.03
7.0-8.0	41.00	194.63	3.45	16.37	54.0-55.0	3.38	1109.73	0.28	93.31
8.0-9.0	43.31	237.94	3.64	20.01	55.0-56.0	3.15	1112.89	0.27	93.58
9.0-10.0	44.61	282.55	3.75	23.76	56.0-57.0	2.95	1115.84	0.25	93.82
10.0-11.0	44.90	327.45	3.78	27.53	57.0-58.0	2.77	1118.60	0.23	94.06
11.0-12.0	44.29	371.74	3.72	31.26	58.0-59.0	2.60	1121.20	0.22	94.28
12.0-13.0	42.97	414.71	3.61	34.87	59.0-60.0	2.44	1123.64	0.21	94.48
13.0-14.0	41.21	455.92	3.47	38.34	60.0-61.0	2.30	1125.95	0.19	94.67
14.0-15.0	39.22	495.14	3.30	41.63	61.0-62.0	2.18	1128.13	0.18	94.86
15.0-16.0	37.14	532.28	3.12	44.76	62.0-63.0	2.06	1130.19	0.17	95.03
16.0-17.0	35.09	567.38	2.95	47.71	63.0-64.0	1.96	1132.15	0.16	95.20
17.0-18.0	33.17	600.54	2.79	50.50	64.0-65.0	1.87	1134.02	0.16	95.35
18.0-19.0	31.39	631.93	2.64	53.14	65.0-66.0	1.78	1135.79	0.15	95.50
19.0-20.0	29.76	661.69	2.50	55.64	66.0-67.0	1.70	1137.49	0.14	95.65
20.0-21.0	28.24	689.93	2.37	58.01	67.0-68.0	1.62	1139.11	0.14	95.78
21.0-22.0	26.81	716.73	2.25	60.27	68.0-69.0	1.55	1140.65	0.13	95.91
22.0-23.0	25.44	742.17	2.14	62.41	69.0-70.0	1.48	1142.13	0.12	96.04
23.0-24.0	24.15	766.32	2.03	64.44	70.0-71.0	1.41	1143.54	0.12	96.15
24.0-25.0	22.94	789.26	1.93	66.36	71.0-72.0	1.34	1144.88	0.11	96.27
25.0-26.0	21.82	811.09	1.83	68.20	72.0-73.0	1.28	1146.16	0.11	96.37
26.0-27.0	20.77	831.86	1.75	69.95	73.0-74.0	1.22	1147.38	0.10	96.48
27.0-28.0	19.78	851.64	1.66	71.61	74.0-75.0	1.16	1148.55	0.10	96.57
28.0-29.0	18.81	870.45	1.58	73.19	75.0-76.0	1.11	1149.65	0.09	96.67
29.0-30.0	17.87	888.33	1.50	74.69	76.0-77.0	1.05	1150.70	0.09	96.76
30.0-31.0	16.95	905.28	1.43	76.12	77.0-78.0	1.00	1151.70	0.08	96.84
31.0-32.0	16.06	921.34	1.35	77.47	78.0-79.0	0.94	1152.64	0.08	96.92
32.0-33.0	15.19	936.52	1.28	78.75	79.0-80.0	0.89	1153.53	0.07	96.99
33.0-34.0	14.35	950.87	1.21	79.95	80.0-81.0	0.83	1154.36	0.07	97.06
34.0-35.0	13.53	964.40	1.14	81.09	81.0-82.0	0.78	1155.14	0.07	97.13
35.0-36.0	12.75	977.15	1.07	82.16	82.0-83.0	0.73	1155.87	0.06	97.19
36.0-37.0	11.99	989.14	1.01	83.17	83.0-84.0	0.68	1156.55	0.06	97.25
37.0-38.0	11.27	1000.41	0.95	84.12	84.0-85.0	0.64	1157.18	0.05	97.30
38.0-39.0	10.58	1010.99	0.89	85.01	85.0-86.0	0.60	1157.78	0.05	97.35
39.0-40.0	9.91	1020.91	0.83	85.84	86.0-87.0	0.56	1158.34	0.05	97.40
40.0-41.0	9.29	1030.19	0.78	86.62	87.0-88.0	0.53	1158.88	0.04	97.44
41.0-42.0	8.69	1038.88	0.73	87.35	88.0-89.0	0.51	1159.39	0.04	97.49
42.0-43.0	8.11	1046.99	0.68	88.04	89.0-90.0	0.50	1159.88	0.04	97.53
43.0-44.0	7.57	1054.56	0.64	88.67	90.0-91.0	0.48	1160.37	0.04	97.57
44.0-45.0	7.05	1061.62	0.59	89.27	91.0-92.0	0.47	1160.84	0.04	97.61
45.0-46.0	6.56	1068.18	0.55	89.82	92.0-93.0	0.46	1161.30	0.04	97.65
46.0-47.0	6.10	1074.28	0.51	90.33	93.0-94.0	0.45	1161.74	0.04	97.68

Zonal Flux Tabulation - (Cont.)

Zone(γ)	Zone Flux (lm)	Sums Flux (lm)	Zone%Lamp	Sums%Lamp	Zone(γ)	Zone Flux (lm)	Sums Flux (lm)	Zone%Lamp	Sums%Lamp
94.0-95.0	0.44	1162.18	0.04	97.72	141.0-142.0	0.41	1178.65	0.03	99.11
95.0-96.0	0.43	1162.61	0.04	97.76	142.0-143.0	0.41	1179.07	0.03	99.14
96.0-97.0	0.42	1163.03	0.04	97.79	143.0-144.0	0.42	1179.48	0.03	99.18
97.0-98.0	0.41	1163.44	0.03	97.83	144.0-145.0	0.42	1179.90	0.04	99.21
98.0-99.0	0.40	1163.84	0.03	97.86	145.0-146.0	0.42	1180.32	0.04	99.25
99.0-100.0	0.39	1164.23	0.03	97.89	146.0-147.0	0.42	1180.75	0.04	99.28
100.0-101.0	0.39	1164.62	0.03	97.93	147.0-148.0	0.42	1181.17	0.04	99.32
101.0-102.0	0.38	1164.99	0.03	97.96	148.0-149.0	0.42	1181.59	0.04	99.35
102.0-103.0	0.37	1165.37	0.03	97.99	149.0-150.0	0.42	1182.01	0.04	99.39
103.0-104.0	0.37	1165.73	0.03	98.02	150.0-151.0	0.42	1182.43	0.04	99.42
104.0-105.0	0.36	1166.09	0.03	98.05	151.0-152.0	0.41	1182.84	0.03	99.46
105.0-106.0	0.36	1166.45	0.03	98.08	152.0-153.0	0.41	1183.25	0.03	99.49
106.0-107.0	0.35	1166.80	0.03	98.11	153.0-154.0	0.40	1183.65	0.03	99.53
107.0-108.0	0.35	1167.15	0.03	98.14	154.0-155.0	0.39	1184.04	0.03	99.56
108.0-109.0	0.34	1167.49	0.03	98.17	155.0-156.0	0.38	1184.43	0.03	99.59
109.0-110.0	0.34	1167.83	0.03	98.20	156.0-157.0	0.37	1184.80	0.03	99.62
110.0-111.0	0.33	1168.16	0.03	98.22	157.0-158.0	0.36	1185.16	0.03	99.65
111.0-112.0	0.33	1168.49	0.03	98.25	158.0-159.0	0.35	1185.51	0.03	99.68
112.0-113.0	0.33	1168.82	0.03	98.28	159.0-160.0	0.34	1185.85	0.03	99.71
113.0-114.0	0.32	1169.15	0.03	98.31	160.0-161.0	0.32	1186.17	0.03	99.74
114.0-115.0	0.32	1169.47	0.03	98.33	161.0-162.0	0.31	1186.48	0.03	99.76
115.0-116.0	0.32	1169.79	0.03	98.36	162.0-163.0	0.30	1186.78	0.02	99.79
116.0-117.0	0.32	1170.10	0.03	98.39	163.0-164.0	0.28	1187.06	0.02	99.81
117.0-118.0	0.32	1170.42	0.03	98.41	164.0-165.0	0.27	1187.32	0.02	99.84
118.0-119.0	0.31	1170.73	0.03	98.44	165.0-166.0	0.25	1187.57	0.02	99.86
119.0-120.0	0.31	1171.05	0.03	98.47	166.0-167.0	0.23	1187.81	0.02	99.88
120.0-121.0	0.31	1171.36	0.03	98.49	167.0-168.0	0.22	1188.02	0.02	99.89
121.0-122.0	0.31	1171.67	0.03	98.52	168.0-169.0	0.20	1188.22	0.02	99.91
122.0-123.0	0.31	1171.98	0.03	98.55	169.0-170.0	0.18	1188.41	0.02	99.93
123.0-124.0	0.31	1172.29	0.03	98.57	170.0-171.0	0.17	1188.57	0.01	99.94
124.0-125.0	0.31	1172.61	0.03	98.60	171.0-172.0	0.15	1188.72	0.01	99.95
125.0-126.0	0.32	1172.92	0.03	98.62	172.0-173.0	0.13	1188.85	0.01	99.96
126.0-127.0	0.32	1173.24	0.03	98.65	173.0-174.0	0.11	1188.96	0.01	99.97
127.0-128.0	0.32	1173.56	0.03	98.68	174.0-175.0	0.10	1189.06	0.01	99.98
128.0-129.0	0.32	1173.89	0.03	98.71	175.0-176.0	0.08	1189.14	0.01	99.99
129.0-130.0	0.33	1174.22	0.03	98.73	176.0-177.0	0.06	1189.20	0.01	99.99
130.0-131.0	0.33	1174.55	0.03	98.76	177.0-178.0	0.04	1189.25	0.00	100.00
131.0-132.0	0.34	1174.89	0.03	98.79	178.0-179.0	0.03	1189.27	0.00	100.00
132.0-133.0	0.35	1175.23	0.03	98.82	179.0-180.0	0.01	1189.28	0.00	100.00
133.0-134.0	0.35	1175.59	0.03	98.85					
134.0-135.0	0.36	1175.95	0.03	98.88					
135.0-136.0	0.37	1176.31	0.03	98.91					
136.0-137.0	0.37	1176.68	0.03	98.94					
137.0-138.0	0.38	1177.07	0.03	98.97					
138.0-139.0	0.39	1177.45	0.03	99.01					
139.0-140.0	0.39	1177.85	0.03	99.04					
140.0-141.0	0.40	1178.25	0.03	99.07					

Rectangle ISO Lighting Intensity Diagram

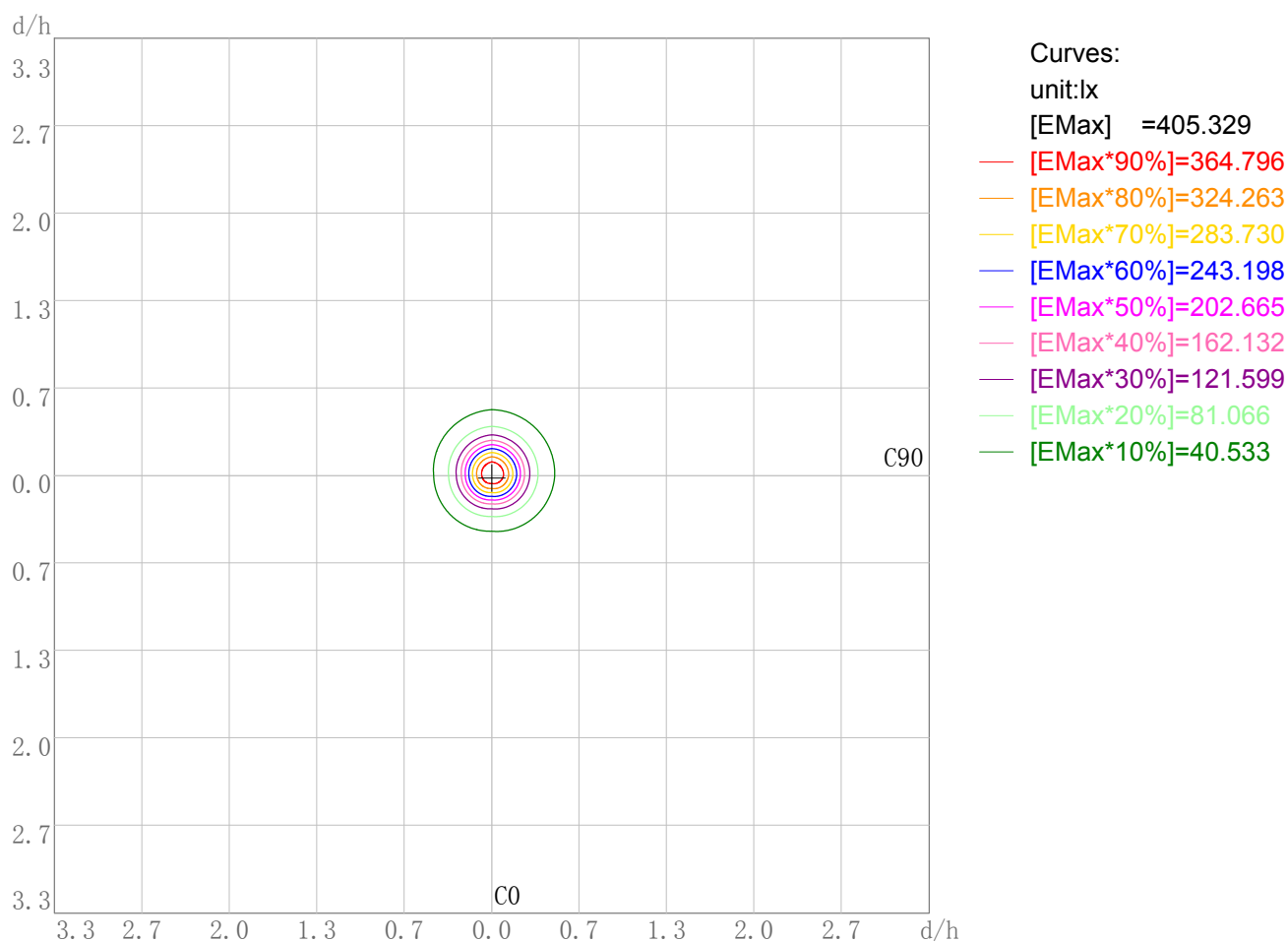
Lum. Name:MD10-13-XX-03 3000K RA90 24D	Lum. Catalog:	Test ID:01
Lamp Name:	Lamp Catalog: LED	Test Lab: Quality peatment
Manufacture: Shenzhen Norming Lighting Co., Ltd	Test Machine:GON-2000	Test Date: 2019/12/23



Plane ISO-Illuminance Diagram

Lum. Name: MD10-13-XX-03 3000K RA90 24D	Lum. Catalog:	Test ID: 01
Lamp Name:	Lamp Catalog: LED	Test Lab: Quality peatment
Manufacture: Shenzhen Norming Lighting Co., Ltd	Test Machine:GON-2000	Test Date: 2019/12/23

Plane ISO-Illuminance Curve



Working Plane Luminaire Mounting Height(m): 3.00

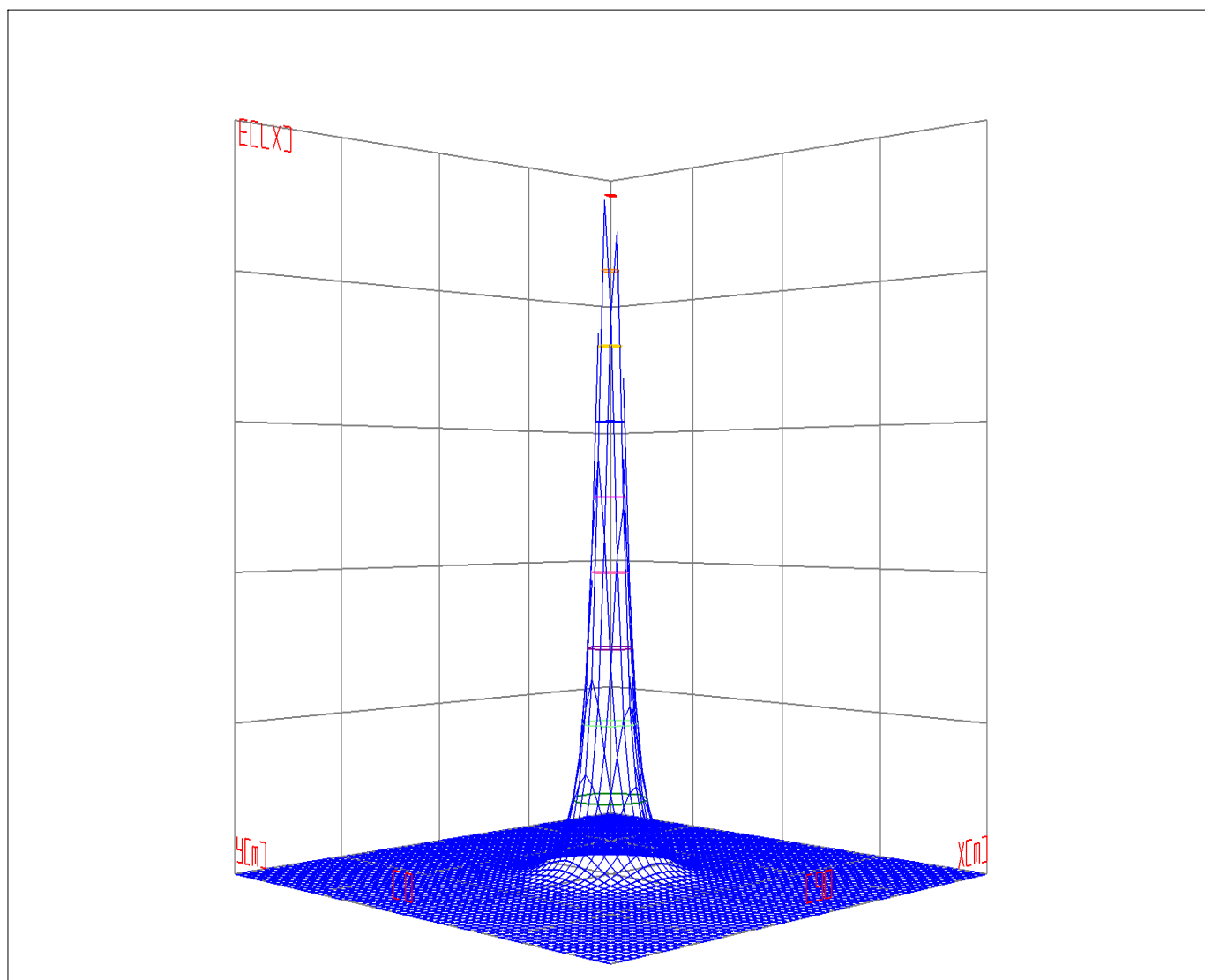
Working Plane Maximum Illuminance(lx): 405.33

Working Plane Maximum Illuminance Position(d/h):H0.0 V0.0

3D Plane ISO Illuminance Diagram

Lum. Name: MD10-13-XX-03 3000K RA90 24D	Lum. Catalog:	Test ID: 01
Lamp Name:	Lamp Catalog: LED	Test Lab: Quality peatment
Manufacture: Shenzhen Norming Lighting Co., Ltd	Test Machine:GON-2000	Test Date: 2019/12/23

3D Plane Illuminance Modal

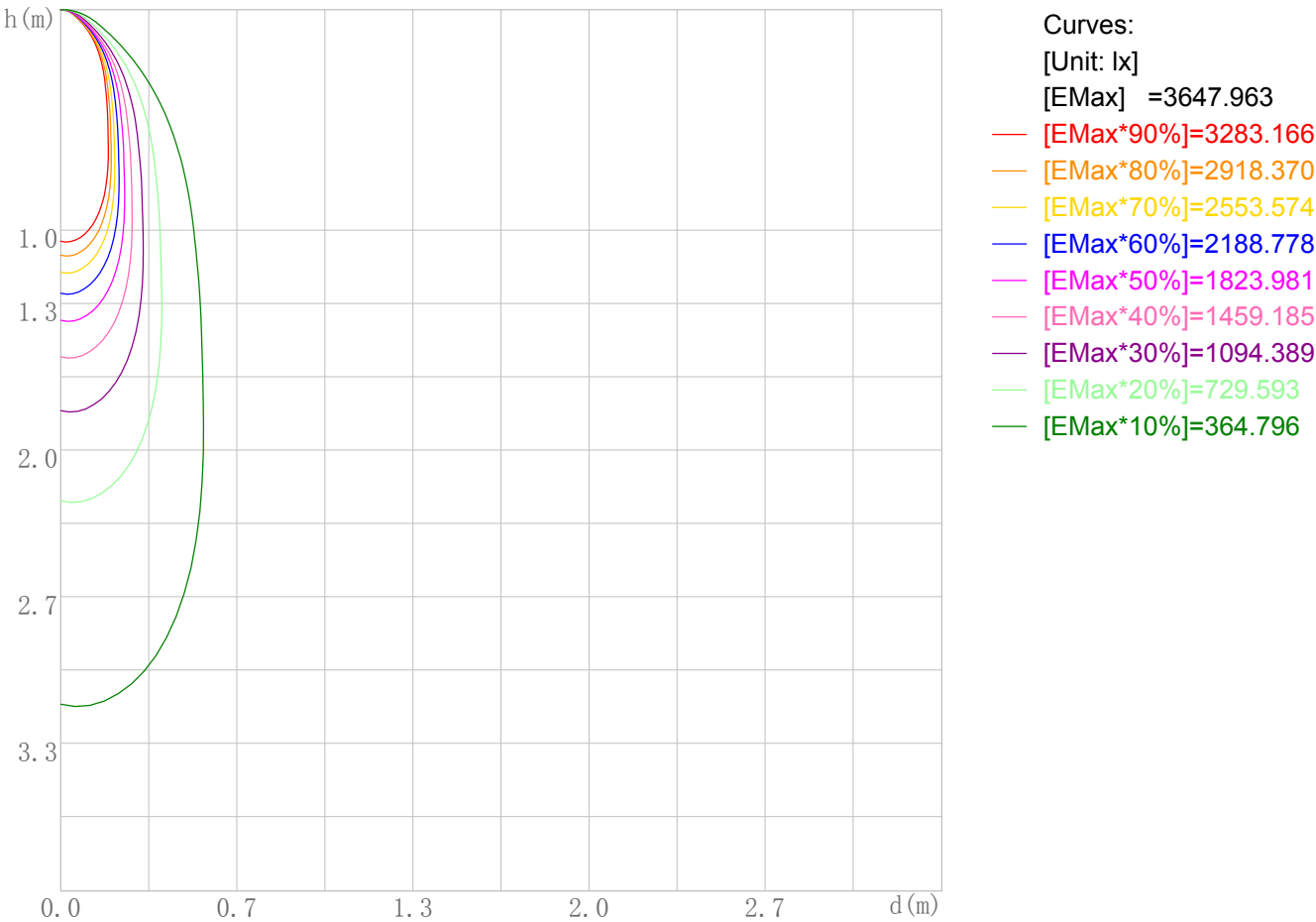


Curves: 3D Model — 90% — 80% — 70% — 60% — 50% — 40% — 30% — 20% — 10% —
 View Angles(deg): 0 Height(m): 3.0 Distance(m): 10.0

Space ISO Illuminance Diagram

Lum. Name: MD10-13-XX-03 3000K RA90 24D	Lum. Catalog:	Test ID: 01
Lamp Name:	Lamp Catalog: LED	Test Lab: Quality peatment
Manufacture: Shenzhen Norming Lighting Co., Ltd	Test Machine:GON-2000	Test Date: 2019/12/23

Space ISO Illuminance Curve



Space Plane Maximum Illuminance and @Angle:3647.96lx,1.0deg
Plane Maximum Lighting Intensity and @Angle:3649.630cd,0deg

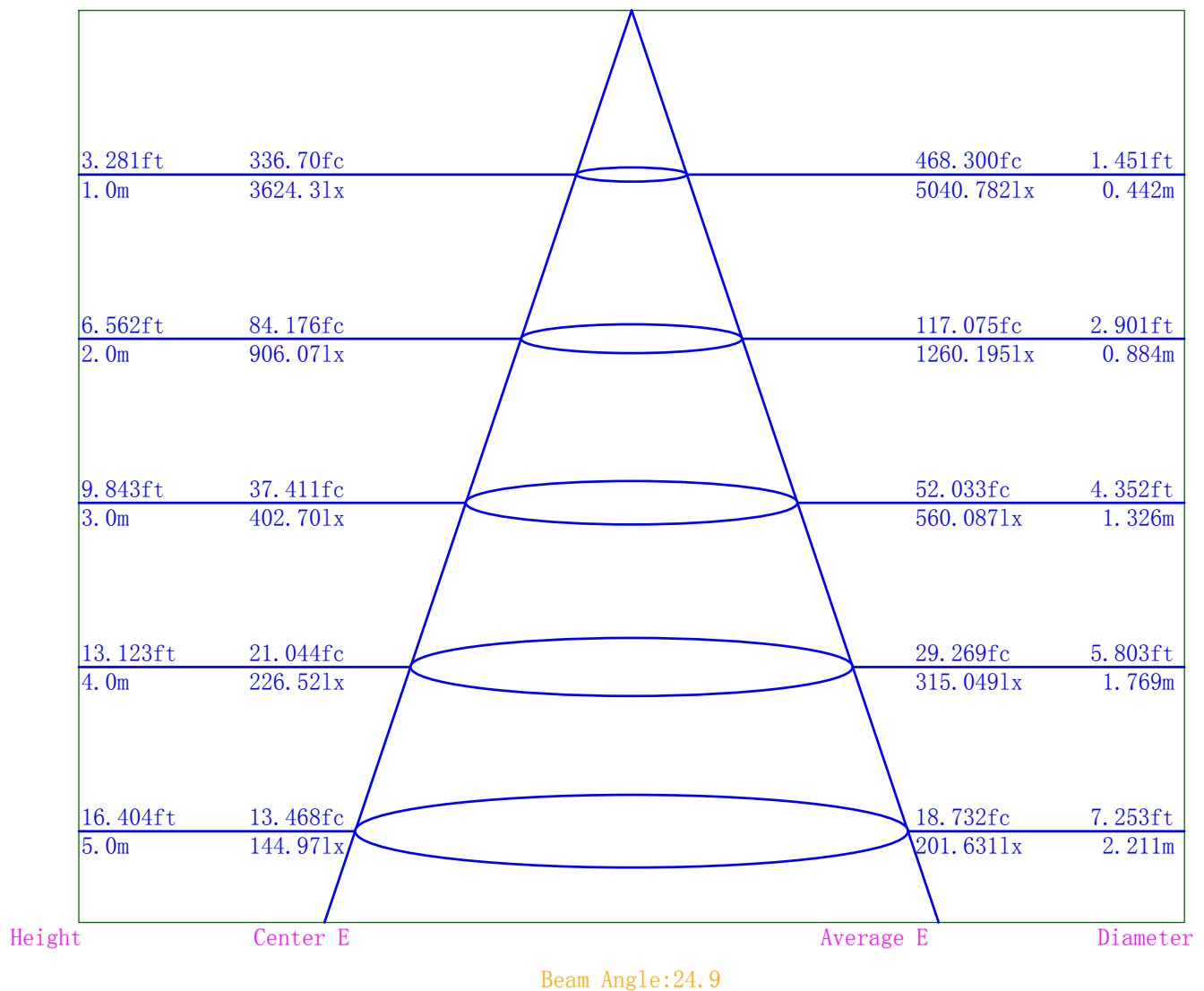
IES Indoor Report

Photometric Filename:MD10-13-XX-03 3000K RA90 24D.IES

Illuminance-Distance Diagram

Lum. Name: MD10-13-XX-03 3000K RA90 24D	Lum. Catalog:	Test ID: 01
Lamp Name:	Lamp Catalog: LED	Test Lab: Quality peatment
Manufacture: Shenzhen Norming Lighting Co., Ltd	Test Machine:GON-2000	Test Date: 2019/12/23

Illuminance-Distance Curve



IES Indoor Report

Photometric Filename:MD10-13-XX-03 3000K RA90 24D.IES

Indoor Luminance Limiting Curves

Lum. Name: MD10-13-XX-03 3000K RA90 24D	Lum. Catalog: LED	Test ID: 01
Lamp Name:	Lamp Catalog: LED	Test Lab: Quality peatment
Manufacture: Shenzhen Norming Lighting Co., Ltd	Test Machine:GON-2000	Test Date: 2019/12/23

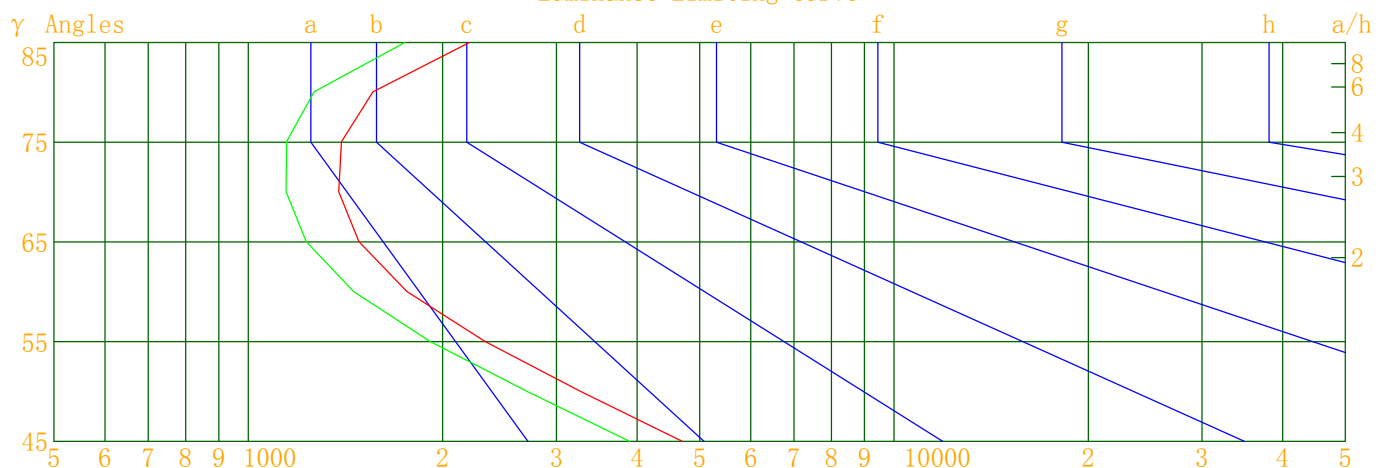
Glare Grade Table

GI	Quality	Using Illuminance							
1.15	A	2000	1000	500	<=300				
1.5	B		2000	1000	500	<=300			
1.85	C			2000	1000	500	<=300		
2.2	D				2000	1000	500	<=300	
2.55	E	a				2000	1000	500	<=300
			b	c	d	e	f	g	h

Luminance Table

Gama(deg)	45	50	55	60	65	70	75	80	85
C0	4699	3270	2326	1760	1483	1380	1394	1560	2200
C90	3894	2702	1913	1456	1229	1144	1146	1264	1747

Luminance Limiting Curve



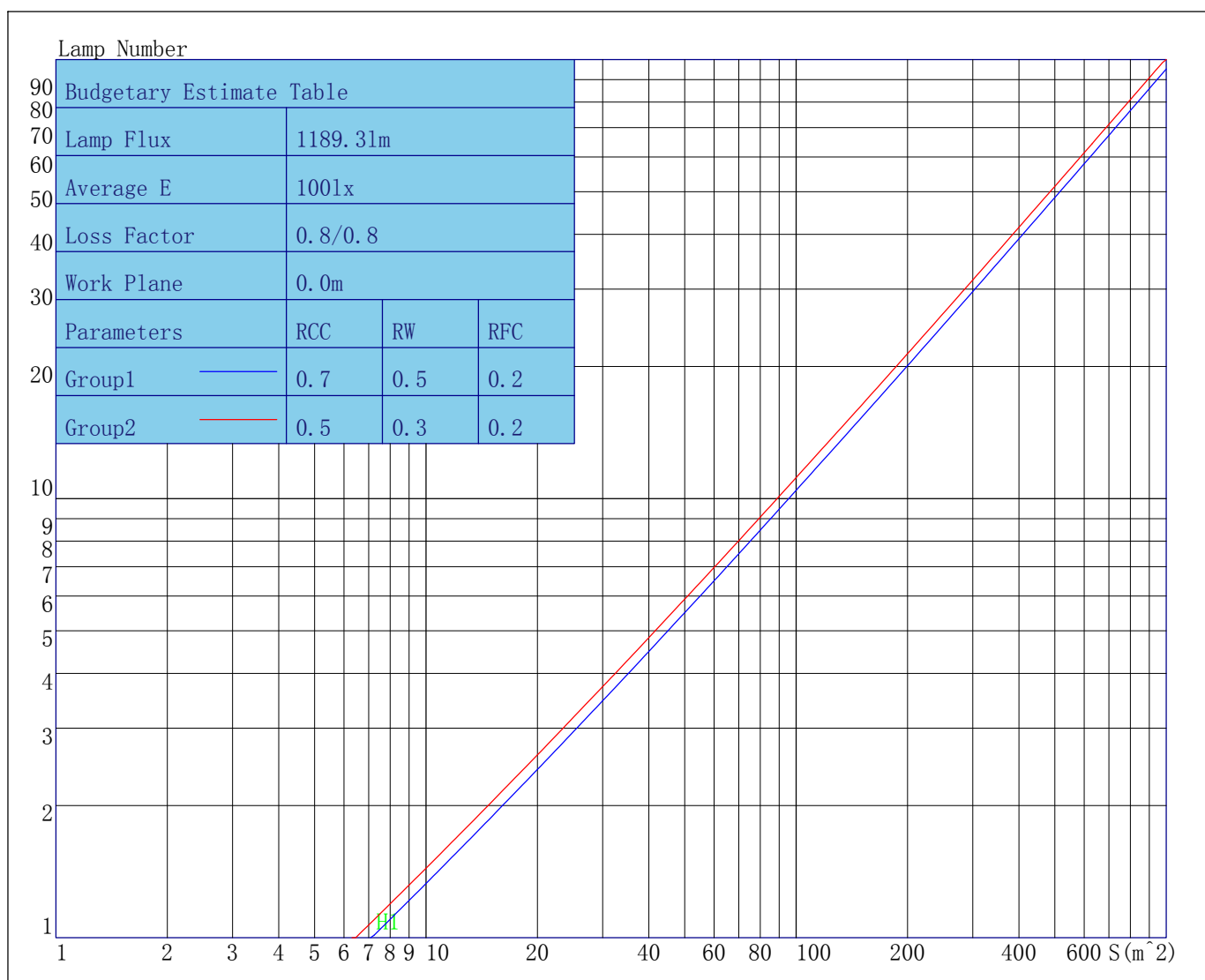
Luminous Size: Length(m)=0.050 Width(m)=0.050 Height(m)=0.650 Area(m^2)=0.035000
 Luminous Type: Without Luminous Side
 Luminous Curves: C0-C180 Color: — C90-C270 Color: —

IES Indoor Report

Photometric Filename:MD10-13-XX-03 3000K RA90 24D.IES

Indoor Budgetary Estimate Table

Lum. Name: MD10-13-XX-03 3000K RA90 24D	Lum. Catalog:	Test ID: 01
Lamp Name:	Lamp Catalog: LED	Test Lab: Quality peatment
Manufacture: Shenzhen Norming Lighting Co., Ltd	Test Machine:GON-2000	Test Date: 2019/12/23



Parameters1: Rhocc = 0.7 Rhow = 0.5 Rhofc = 0.2 LLF = 0.8
Parameters2: Rhocc = 0.5 Rhow = 0.3 Rhofc = 0.2 LLF = 0.8
Average Illuminance(lx): 100 Cavity Height: H1(m) = 2

Indoor Coefficient of Utilization Table

Lum. Name: MD10-13-XX-03 3000K RA90 24D	Lum. Catelog:	Test ID: 01
Lamp Name:	Lamp Catelog: LED	Test Lab: QQualty peatment
Manufacture: Shenzhen Norming Lighting Co., Ltd	Test Machine:GON-2000	Test Date: 2019/12/23

Coefficients of Utilization - Zonal Cavity Method																		
Coef.	Effective Floor Cavity Reflectance RFC=0.20																	
RhoCC (%)	80				70				50			30			10			0
RhoW (%)	70	50	30	10	70	50	30	10	50	30	10	50	30	10	50	30	10	0
RCR	Coefficient of Utilization(%)																	
0	118	118	118	118	115	115	115	115	110	110	110	105	105	105	100	100	100	98
1	113	110	108	105	110	108	106	104	103	101	100	99	98	96	95	94	93	91
2	108	103	99	96	105	101	97	94	97	94	92	94	92	90	91	89	87	86
3	103	97	92	88	101	95	91	87	92	88	85	89	86	84	87	84	82	81
4	98	91	86	82	96	90	85	81	87	83	80	85	82	79	83	80	78	76
5	94	86	81	77	92	85	80	76	83	79	75	81	77	75	79	76	74	72
6	90	82	76	72	88	81	76	72	79	75	71	78	74	71	76	73	70	69
7	86	78	73	69	85	77	72	68	76	71	68	74	70	67	73	70	67	66
8	83	75	69	65	82	74	69	65	73	68	65	71	67	64	70	67	64	63
9	80	71	66	63	79	71	66	62	70	65	62	69	65	62	68	64	61	60
10	77	69	63	60	76	68	63	60	67	63	60	66	62	59	65	62	59	58

Unified Glare Rating Table

Table with 3 columns: Lum. Name, Lum. Catalog, Test ID, Lamp Name, Lamp Catalog, Test Lab, Manufacture, Test Machine, Test Date.

Unified Glare Rating Table

Table with 11 columns for room dimensions and UGR values. Includes sections for variations with observer position and reduced UGR table.

to the CIE Pub. 117, data has been corrected, refers to the lamp's lumens 8.2flm.

Candela Tabulation

V/H	C0.0	C90.0	C180.0	C270.0
γ 0.0	3624.26	3624.26	3624.26	3624.26
γ 1.0	3649.63	3633.71	3556.37	3614.90
γ 2.0	3643.40	3599.69	3461.16	3556.70
γ 3.0	3607.60	3534.77	3350.07	3468.15
γ 4.0	3540.44	3444.39	3214.11	3359.43
γ 5.0	3454.80	3334.71	3057.96	3227.65
γ 6.0	3341.05	3197.37	2878.67	3073.06
γ 7.0	3206.70	3039.26	2684.46	2895.99
γ 8.0	3049.47	2860.27	2475.36	2701.23
γ 9.0	2873.27	2669.43	2253.46	2492.15
γ 10.0	2680.19	2461.24	2020.94	2266.86
γ 11.0	2476.68	2239.42	1794.08	2035.55
γ 12.0	2262.17	2012.92	1579.01	1805.95
γ 13.0	2048.09	1797.22	1387.89	1591.26
γ 14.0	1838.39	1594.93	1221.05	1400.65
γ 15.0	1640.47	1412.15	1081.57	1238.18
γ 16.0	1458.65	1251.13	960.75	1095.87
γ 17.0	1297.29	1113.21	859.66	976.86
γ 18.0	1159.08	997.54	770.18	872.51
γ 19.0	1041.03	901.53	692.46	782.74
γ 20.0	940.86	818.16	623.32	703.06
γ 21.0	854.16	744.57	563.74	634.35
γ 22.0	777.40	678.92	510.11	572.41
γ 23.0	707.20	620.30	463.45	519.84
γ 24.0	644.84	568.32	421.55	472.48
γ 25.0	590.24	522.13	384.69	431.98
γ 26.0	542.06	480.82	351.14	394.77
γ 27.0	499.76	444.03	321.84	361.86
γ 28.0	461.41	409.86	294.42	331.56
γ 29.0	427.01	378.60	269.88	303.73
γ 30.0	394.57	349.30	247.12	277.87
γ 31.0	364.76	322.90	226.22	254.04
γ 32.0	336.91	298.38	206.80	231.90
γ 33.0	311.24	275.59	189.24	212.01
γ 34.0	287.82	254.07	172.69	193.57
γ 35.0	265.92	234.18	157.74	176.93
γ 36.0	245.63	215.48	143.75	161.62
γ 37.0	227.04	198.32	131.23	147.87
γ 38.0	209.74	181.87	119.88	134.98
γ 39.0	193.48	166.56	109.56	123.67
γ 40.0	178.39	152.17	100.15	113.16
γ 41.0	164.38	139.20	91.91	103.79
γ 42.0	151.06	126.78	84.16	95.17
γ 43.0	138.71	115.68	77.19	87.28
γ 44.0	127.00	105.63	70.69	80.02
γ 45.0	116.29	96.38	64.73	73.44
γ 46.0	106.16	87.72	59.20	67.39

Candela Tabulation - (Cont.)

V/H	C0.0	C90.0	C180.0	C270.0
γ 47.0	97.09	79.93	54.19	61.76
γ 48.0	88.49	72.93	49.61	56.49
γ 49.0	80.70	66.66	45.57	51.70
γ 50.0	73.58	60.80	41.78	47.38
γ 51.0	67.22	55.39	38.52	43.49
γ 52.0	61.34	50.45	35.54	39.94
γ 53.0	56.00	46.01	32.94	36.88
γ 54.0	51.13	41.97	30.56	34.06
γ 55.0	46.69	38.39	28.49	31.66
γ 56.0	42.75	35.22	26.58	29.48
γ 57.0	39.22	32.39	24.83	27.63
γ 58.0	36.12	29.79	23.28	25.92
γ 59.0	33.34	27.50	21.90	24.39
γ 60.0	30.80	25.48	20.59	22.96
γ 61.0	28.57	23.69	19.40	21.70
γ 62.0	26.60	22.08	18.31	20.50
γ 63.0	24.85	20.65	17.33	19.45
γ 64.0	23.30	19.34	16.43	18.45
γ 65.0	21.94	18.18	15.57	17.54
γ 66.0	20.68	17.13	14.77	16.67
γ 67.0	19.52	16.19	14.06	15.89
γ 68.0	18.44	15.29	13.32	15.12
γ 69.0	17.46	14.47	12.67	14.39
γ 70.0	16.52	13.70	12.02	13.71
γ 71.0	15.66	12.96	11.40	13.05
γ 72.0	14.84	12.27	10.80	12.39
γ 73.0	14.08	11.62	10.23	11.78
γ 74.0	13.33	10.99	9.67	11.19
γ 75.0	12.63	10.38	9.16	10.63
γ 76.0	11.95	9.81	8.64	10.09
γ 77.0	11.30	9.25	8.16	9.56
γ 78.0	10.67	8.72	7.68	9.04
γ 79.0	10.07	8.20	7.19	8.55
γ 80.0	9.48	7.68	6.72	8.04
γ 81.0	8.89	7.18	6.21	7.53
γ 82.0	8.32	6.66	5.77	6.98
γ 83.0	7.71	6.15	5.41	6.55
γ 84.0	7.16	5.74	5.02	6.14
γ 85.0	6.71	5.33	4.73	5.76
γ 86.0	6.23	4.98	4.45	5.47
γ 87.0	5.85	4.70	4.25	5.16
γ 88.0	5.50	4.43	4.12	4.96
γ 89.0	5.25	4.27	4.01	4.81
γ 90.0	5.09	4.16	3.91	4.68
γ 91.0	4.94	4.06	3.82	4.55
γ 92.0	4.82	3.97	3.73	4.45
γ 93.0	4.70	3.88	3.65	4.33

Candela Tabulation - (Cont.)

V/H	C0.0	C90.0	C180.0	C270.0
γ 94.0	4.59	3.80	3.56	4.23
γ 95.0	4.48	3.72	3.49	4.13
γ 96.0	4.38	3.65	3.42	4.04
γ 97.0	4.30	3.58	3.36	3.96
γ 98.0	4.20	3.52	3.30	3.88
γ 99.0	4.13	3.46	3.26	3.82
γ 100.0	4.05	3.40	3.21	3.74
γ 101.0	3.97	3.35	3.17	3.68
γ 102.0	3.92	3.31	3.13	3.63
γ 103.0	3.85	3.27	3.12	3.58
γ 104.0	3.79	3.23	3.10	3.55
γ 105.0	3.73	3.20	3.09	3.50
γ 106.0	3.69	3.16	3.08	3.47
γ 107.0	3.64	3.14	3.07	3.45
γ 108.0	3.60	3.11	3.07	3.43
γ 109.0	3.55	3.08	3.08	3.42
γ 110.0	3.52	3.06	3.08	3.41
γ 111.0	3.47	3.03	3.09	3.41
γ 112.0	3.44	3.00	3.11	3.41
γ 113.0	3.40	2.99	3.13	3.41
γ 114.0	3.37	2.97	3.15	3.42
γ 115.0	3.34	2.96	3.18	3.43
γ 116.0	3.32	2.94	3.21	3.44
γ 117.0	3.29	2.94	3.25	3.47
γ 118.0	3.27	2.93	3.29	3.49
γ 119.0	3.25	2.93	3.34	3.53
γ 120.0	3.25	2.94	3.40	3.56
γ 121.0	3.24	2.95	3.46	3.60
γ 122.0	3.26	2.98	3.53	3.64
γ 123.0	3.26	3.01	3.60	3.70
γ 124.0	3.27	3.05	3.69	3.75
γ 125.0	3.30	3.09	3.77	3.83
γ 126.0	3.34	3.15	3.87	3.90
γ 127.0	3.38	3.22	3.98	3.99
γ 128.0	3.44	3.31	4.10	4.09
γ 129.0	3.53	3.39	4.22	4.20
γ 130.0	3.60	3.50	4.37	4.31
γ 131.0	3.69	3.62	4.53	4.44
γ 132.0	3.79	3.75	4.68	4.58
γ 133.0	3.91	3.88	4.87	4.74
γ 134.0	4.04	4.03	5.05	4.91
γ 135.0	4.19	4.19	5.24	5.08
γ 136.0	4.34	4.36	5.44	5.25
γ 137.0	4.49	4.55	5.65	5.45
γ 138.0	4.68	4.73	5.86	5.65
γ 139.0	4.86	4.95	6.09	5.86
γ 140.0	5.05	5.14	6.29	6.07

IES Indoor Report

Photometric Filename:MD10-13-XX-03 3000K RA90 24D.IES

Candela Tabulation - (Cont.)

V/H	C0.0	C90.0	C180.0	C270.0
γ 141.0	5.25	5.35	6.51	6.28
γ 142.0	5.46	5.57	6.74	6.47
γ 143.0	5.67	5.79	6.95	6.70
γ 144.0	5.89	6.01	7.15	6.89
γ 145.0	6.11	6.21	7.36	7.11
γ 146.0	6.30	6.43	7.56	7.30
γ 147.0	6.51	6.63	7.74	7.49
γ 148.0	6.74	6.82	7.93	7.68
γ 149.0	6.94	7.02	8.09	7.85
γ 150.0	7.13	7.20	8.23	8.00
γ 151.0	7.33	7.37	8.39	8.16
γ 152.0	7.51	7.55	8.52	8.28
γ 153.0	7.70	7.69	8.64	8.41
γ 154.0	7.86	7.84	8.73	8.51
γ 155.0	7.98	7.97	8.84	8.61
γ 156.0	8.13	8.10	8.92	8.70
γ 157.0	8.26	8.20	9.00	8.78
γ 158.0	8.39	8.31	9.07	8.85
γ 159.0	8.50	8.38	9.14	8.92
γ 160.0	8.61	8.48	9.20	8.97
γ 161.0	8.70	8.57	9.25	9.01
γ 162.0	8.80	8.65	9.28	9.05
γ 163.0	8.87	8.72	9.32	9.09
γ 164.0	8.95	8.78	9.34	9.10
γ 165.0	9.01	8.85	9.36	9.13
γ 166.0	9.07	8.90	9.37	9.13
γ 167.0	9.11	8.93	9.37	9.14
γ 168.0	9.15	8.97	9.36	9.14
γ 169.0	9.18	8.98	9.35	9.14
γ 170.0	9.20	9.00	9.33	9.11
γ 171.0	9.21	9.01	9.31	9.10
γ 172.0	9.23	9.01	9.30	9.09
γ 173.0	9.24	9.01	9.29	9.08
γ 174.0	9.25	9.02	9.28	9.07
γ 175.0	9.25	9.02	9.26	9.07
γ 176.0	9.26	9.03	9.27	9.09
γ 177.0	9.27	9.05	9.29	9.13
γ 178.0	9.30	9.07	9.30	9.15
γ 179.0	9.31	9.09	9.31	9.17
γ 180.0	9.27	9.27	9.27	9.27